

A.M Note June 02, 2023

Company Announcements
FCA FY2022 Results

- Total income up 347% to ZWL\$28.59bn
- PBT up 336% to ZWL\$24.14bn
- EPS ZWLc 991

Investors Diary

Mash Holdings, AGM, June 8, Virtual, 11am
 Padenga Holdings, AGM, June 13, Virtual, 8:15am

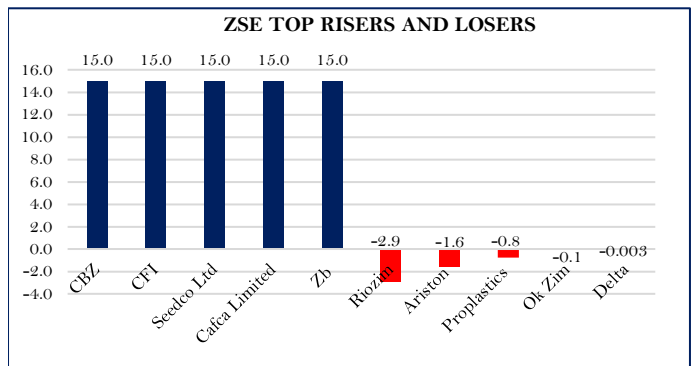
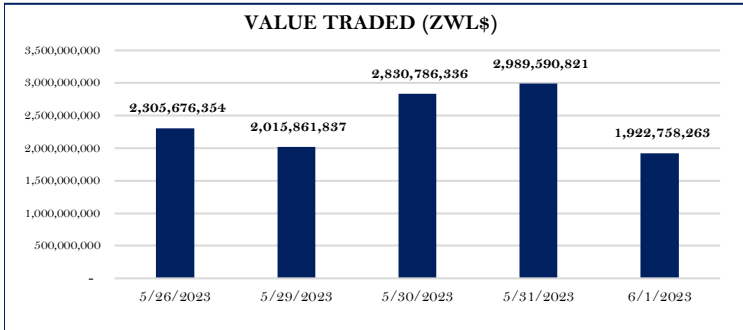


MARKET SUMMARY

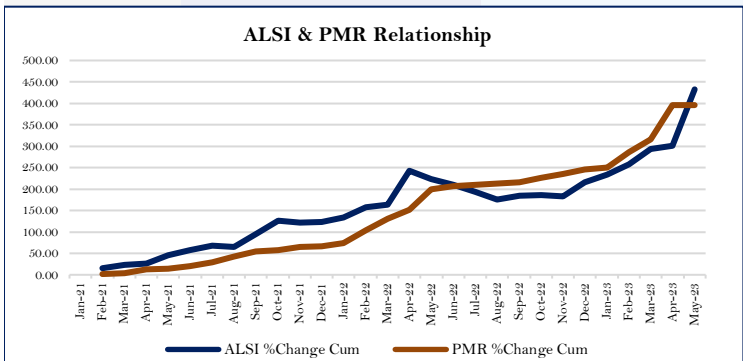
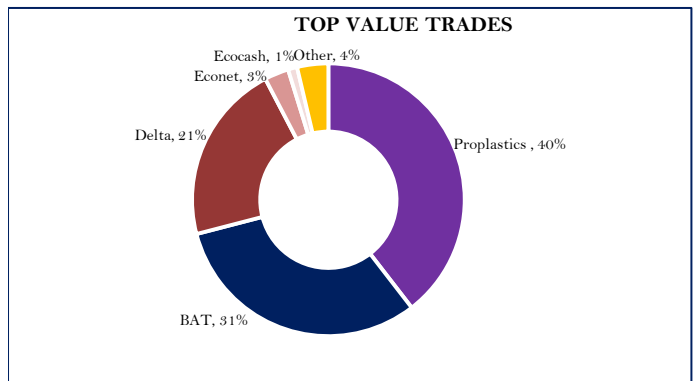
The ZSE All Share index added 3,277.28 points (3.03%) to close at 111,472.57 points. SEED CO LIMITED (SEED.zw) traded \$145.4173 up to close at \$1115.4173, CFI HOLDINGS LIMITED (CFL.zw) added \$140.0000 to \$1073.5500 and CBZ HOLDINGS LIMITED (CBZ.zw) added \$120.6500 to close at \$925.1500. CAFCA LIMITED (CAFCA.zw) went up by \$65.5121 to \$502.5500 whilst TSL LIMITED (TSL.zw) traded \$51.0033 higher at \$396.0033.

Trading in the negative: RIOZIM LIMITED (RIO.zw) shed \$8.4052 to close at \$281.5948. PROPLASTICS LIMITED (PROL.zw) decreased by 2.9324 to close at \$380.0001. ARISTON HOLDINGS LIMITED (ARIS.zw) lost \$0.2847 to close at 17.7068. OK ZIMBABWE LIMITED (OKZ.zw) traded \$0.1330 lower at \$201.0536. DELTA CORPORATION LIMITED (DLTA.zw) shed \$0.0768 to finish at \$2342.0794

MARKET DATA	VALUE 01/6/23	MOVEMENT 01/6/23	Y-T-D
ZSE ALSI	111,472.57	3.03%	472%
Top 10 Index	67,489.32	2.42%	448%
ZSE Market Cap	ZWL\$9.43tln	5.45%	361%
VFEX ALSI	80.01	2.35%	19%
VFEX Market Cap	US\$1.35bln	2.35%	139%



VFEX TRACKER		
Company	Price (USD\$)	Price (% Change)
Afsun	0.0752	Nil
Axia	0.0800	15.79%
Bindura	0.0105	0.96%
Caledonia	16.0000	Nil
First Capital	0.0275	8.03%
Inmscor	0.4501	6.19%
National Foods	2.1551	Nil
Nedbank ZDR	12.0000	Nil
Padenga	0.2005	1.62%
Seedco Int	0.2900	Nil
Simbisa	0.4000	0.17%
West Prop	10.0000	Nil



TRADING STRATEGY	
ZSE BUY/ HOLD	VFEX BUY/HOLD
Delta	Simbisa
Hippo	Padenga
Econet	Inmscor
OK Zim	Seedco International
Tanganda	

DIVIDEND TRACKER	
Company	
Cum- Div Date	
Dividend/ Share	
Dividend Payment Date	