

**A.M NOTE JULY 30, 2024**

**Company Announcements**

**Unifreight FY23 Highlights**

- Revenue up 191.30% to ZWL201bn.
- Enhanced fleet & rigorous costs containment anchored topline.
- PAT grew to ZWL141bn from a prior year loss.

**Investors Diary**



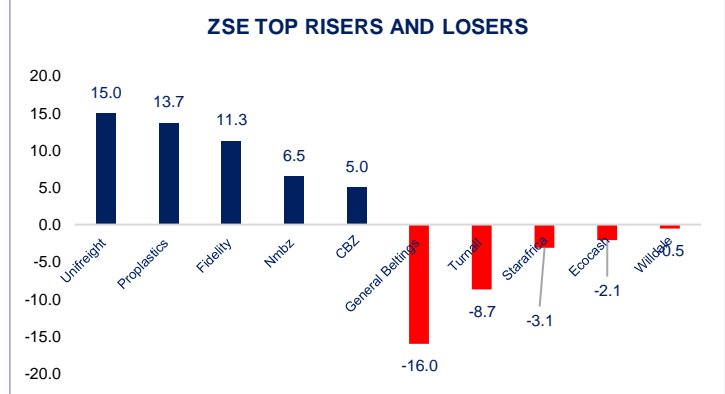
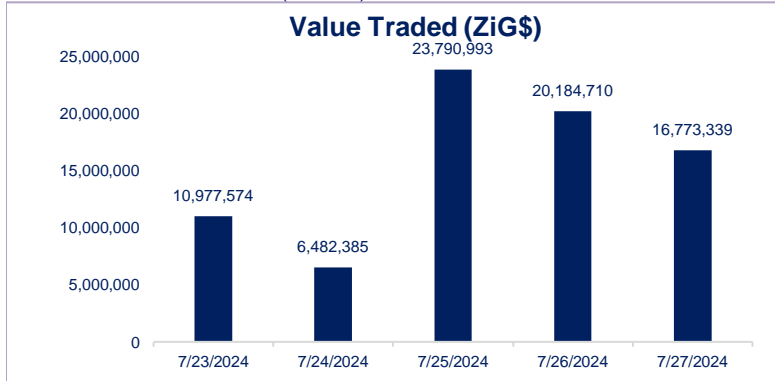
**MARKET SUMMARY**

The ZSE All Share Index added 1.7200 points (0.85%) to close at 203.76 points. Trading in the positive: CBZ HOLDINGS LIMITED (CBZ.zw) added ZWG 75.1108c to ZWG 1575.0000c. CAFCA LIMITED (CAFCA.zw) gained ZWG 54.0996c to ZWG 1699.9712c. PROPLASTICS LIMITED (PROL.zw) increased by ZWG 17.8125c to ZWG 148.0000c. NMBZ HOLDINGS LIMITED (NMB.zw) added ZWG 16.9990c to ZWG 280.0000c. SEED CO LIMITED (SEED.zw) traded ZWG 13.9381c to ZWG 355.0028c.

Trading in the negative: ECOASH HOLDINGS LIMITED (EHZL.zw) eased ZWG1.0862c to close at ZWG 49.9138c, GENERAL BELTINGS HOLDINGS LIMITED (GBH.zw) eased ZWG0.9600c closing at ZWG 5.0400c, TURNALL HOLDINGS LIMITED (TURN.zw) traded ZWG 0.4800c lower to ZWG 5.0200c. ECONET WRELESS LIMITED (ECO.zw) lost ZWG 0.3450c to ZWG 394.6799c. STAR AFRICA CORPORATION LIMITED (SACL.zw) eased ZWG 0.0313c to ZWG 0.9686c

**MARKET DATA**

|                             | VALUE<br>30/07/24 | MOVEMENT<br>30/07/24 | Y-T-D<br>2024  |
|-----------------------------|-------------------|----------------------|----------------|
| <b>ZSE ALSI</b>             | <b>203.76</b>     | <b>0.85%</b>         | <b>103.76%</b> |
| <b>Top 10 Index</b>         | <b>213.78</b>     | <b>0.94%</b>         | <b>113.78%</b> |
| <b>ZSE Market Cap (IBR)</b> | <b>US\$4.57bn</b> | <b>0.77%</b>         | <b>110.25%</b> |
| <b>VFEX ALSI</b>            | <b>103.70</b>     | <b>1.83%</b>         | <b>3.70%</b>   |
| <b>VFEX Market Cap</b>      | <b>US\$1.27bn</b> | <b>1.82%</b>         | <b>4.76%</b>   |



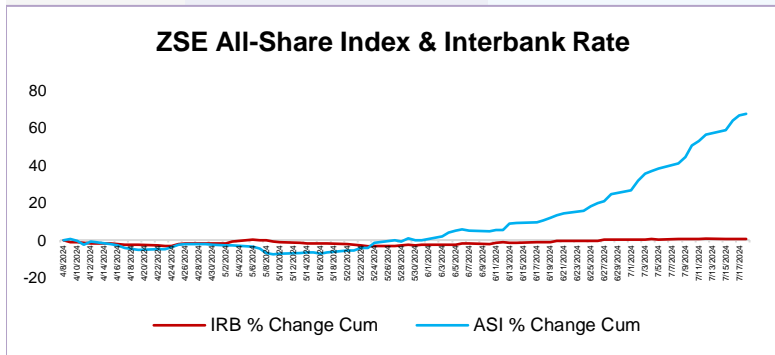
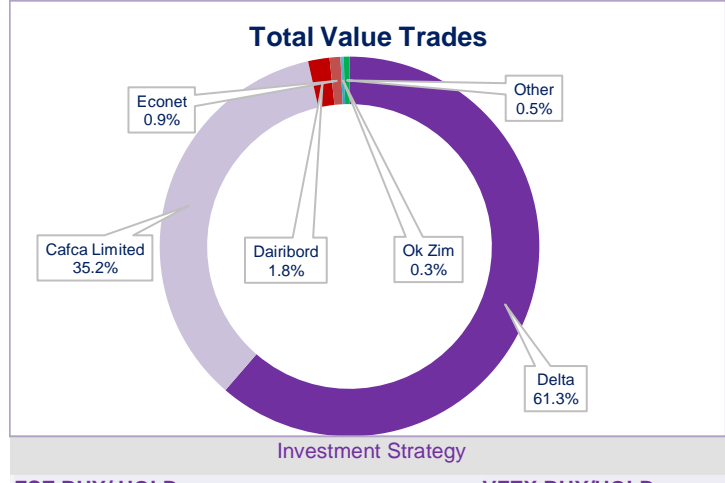
**VFEX TRACKER**

**Top Movers**

| Company | Price (USD\$) | Price (% Change) |
|---------|---------------|------------------|
| Seedco  | 0.2852        | 9.69             |

**Top Losers**

| Company       | Price (USD\$) | Price (% Change) |
|---------------|---------------|------------------|
| First Capital | 0.0290        | 19.22            |
| Zimplot       | 0.0183        | 8.50             |
| African Sun   | 0.0351        | 7.63             |
| Simbisa       | 0.3550        | 4.18             |
| Innscore      | 0.4500        | 0.57             |



| ZSE BUY/HOLD | VFEX BUY/HOLD |
|--------------|---------------|
| Delta        | Simbisa       |
| Tigere REIT  | Innscore      |
| Hippo        | Padenga       |
| TSL          | African Sun   |

**DIVIDEND TRACKER**

| Company | Cum- Div date | Div/ Share (USc) | Div Pay Date |
|---------|---------------|------------------|--------------|
| CBZ     | 16 July 2024  | 0.8000           | 31 July 2024 |
| ZBFH    | 6 Aug 2024    | USD0.65c         | 19 Aug 2024  |
|         |               | ZIG0.78c         |              |

**2nd Floor**  
 76 Samora Machel  
 Harare, Zimbabwe  
 +2797761/66/67/77

**Dealing**  
 Manatsa Tagwireyi: +263 773 289 120  
 Richard Mashava: +263 772 446 789  
[stockbrokers@fbc.co.zw](mailto:stockbrokers@fbc.co.zw)

**Research & Investments**  
 Enock Rukarwa: +263 777 193 053  
 Nelson Mrewa: +263 778 197 260

Disclaimer: The document has been prepared by FBC Securities to give insight about the securities and markets enclosed. While the sources used in preparing the report are held reliable, FBC Securities make no compulsion that the information is accurate and complete. The opinions and forecasts herewith are believed to be fair and reasonable and are specific for the day under consideration implying that the information can change anytime without prior notice.